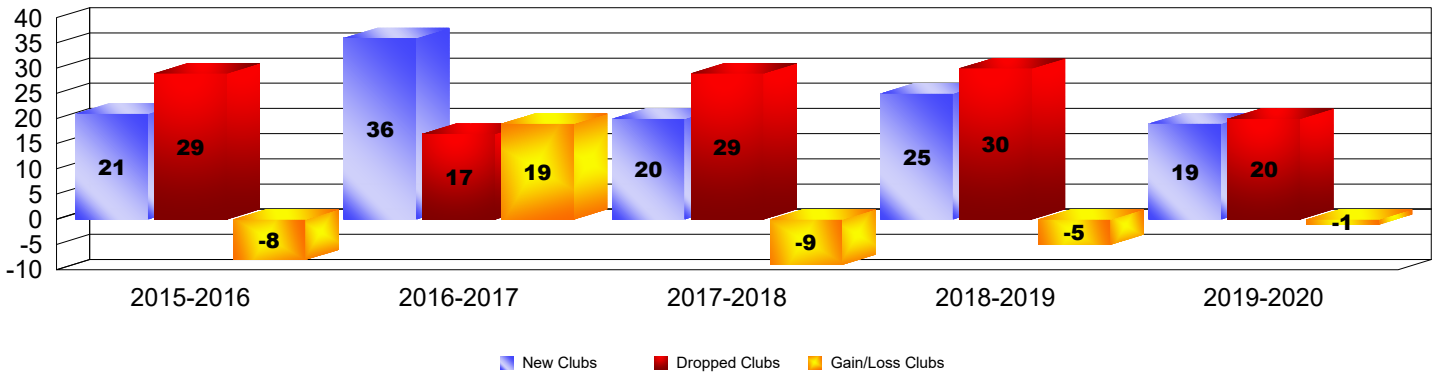


# Multiple District 354

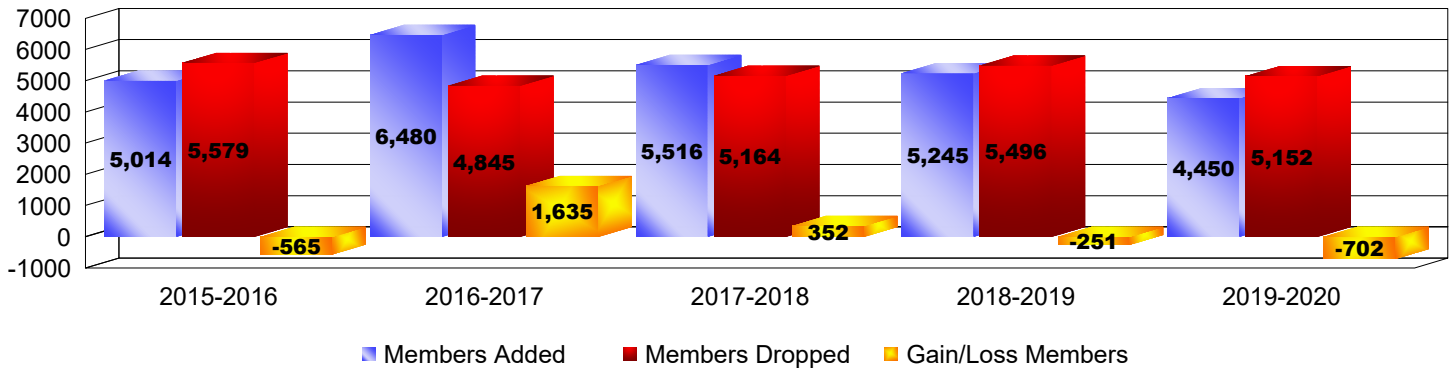
As of June 2020 Cumulative

Year	New Clubs	Dropped Clubs	Gain/Loss Clubs	New Members	Charter Members	Reinstate Members	Transfer Members	Total Member Added	Total Members Dropped	Gain/Loss Members
2015-2016	21	29	-8	3,917	754	278	65	5,014	5,579	-565
2016-2017	36	17	19	5,112	1,155	163	50	6,480	4,845	1,635
2017-2018	20	29	-9	4,591	636	227	62	5,516	5,164	352
2018-2019	25	30	-5	4,266	728	208	43	5,245	5,496	-251
2019-2020	19	20	-1	3,486	660	226	78	4,450	5,152	-702
<b>Average</b>	<b>24</b>	<b>25</b>	<b>-1</b>	<b>4,274</b>	<b>787</b>	<b>220</b>	<b>60</b>	<b>5,341</b>	<b>5,247</b>	<b>94</b>


## Clubs



## Members



## Membership Composition June 2020 Cumulative



## Gender Comparison June 2020 Cumulative

